

# Savaria® Home Elevator FINISH OPTIONS

Project name:

Project number:




Karuna Ash Melamine

## Standard Melamine walls and optional ceiling



Luxent    Driftwood    Merit Maple    Karuna Ash    Sand



Natural Linen    Folkstone    Antique White    Oxford White  
[matches white ceiling]

## Unfinished Veneer walls and optional ceiling



Oak    Cherry    Maple    Birch

## Raised Hardwood walls and optional ceiling



Walnut    Cordoba    Autumn    Merlot    Nutmeg    Bamboo    Walnut    Cordoba    Bamboo

**RED OAK**

**MAPLE**

**CHERRY**




Birch Veneer



Maple Hardwood – Nutmeg

## Optional Cab Finishes

### Luxury MDF high gloss onlay panels



Walnut Luxury MDF



### Routed White MDRF walls and optional ceiling



### Metal Fixtures include hand rail, phone box, hall calls, light fixtures and cab operating panel



## Optional Gates and Doors

**Accordion Gates** bifold and automatic slim doors also available; see brochure for details



Clearfold Accordion Gate



Clearfold  
[clear acrylic panels]



Visifold Bronze  
[tinted acrylic panels]



Panelfold Clear  
[solid with 3 clear panels]



Panelfold Clear White




Panelfold Bronze  
[solid with 3 tinted panels]



Perforated Clear Accordion Gate




Panelfold Bronze White




Solid White



Perforated Clear



Perforated Bronze



Perforated Black



Stainless Steel Bifold Gate (inside view)

## Optional Gates and Doors

### Bifold Gates



Stainless Steel Architectural White

### Auto Slim Gates and Doors



Stainless Steel Blackened Stainless Steel Brass Black Powder Coat Textured Black Powder Coat



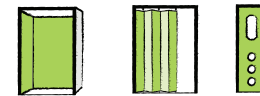
Light Grey Powder Coat Dark Grey Powder Coat Dark Brown Powder Coat Beige Powder Coat Architectural White Powder Coat



White Powder Coat Stainless Steel Framed Glass Black Framed Glass White Framed Glass



White Framed Glass Slim Gate



Have you tried on our **online configurator?**